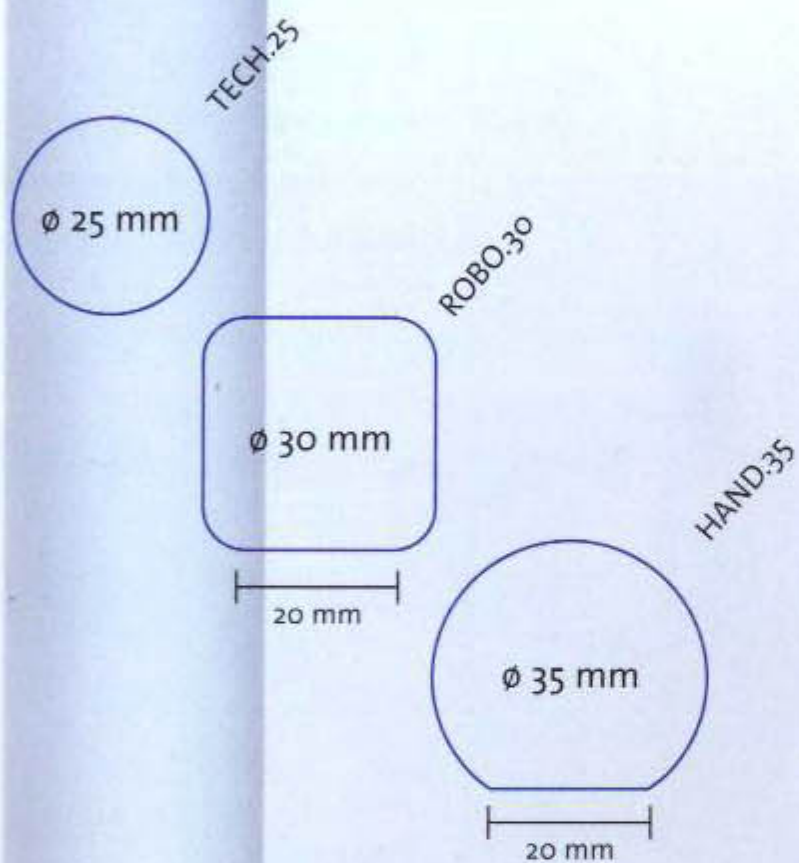


HANDLES FOR GLASSDOORS

BASIC MODELS

Cross-sectional views of the glass bar handles. Length and distance between holes: see data sheet



VARIATIONS

Combinations of other or different colors and surfaces for double-bar-assembly. Single-assembly (just one side of door) on demand. Surface decoration is possible with e.g. sandblasting (logo or ornaments) or various crystal elements.

UPGRADES

A wide variety of decorative elements or surface designs such as fashionable patterns, logos or symbols is available. Custom design is our daily bread.

Your personal partner:



SCHÖBEL KRISTALL GLAS GMBH

Bayreuther Strasse 187
D-95483 Warmensteinach
Bavaria / Germany

T +49 (0) 9277 548

F +49 (0) 9277 1848

welcome@schoebelglass.de

www.schoebelglass.de

design. technics. tradition



g l a s s b a r h a n d l e s



SCHÖBEL

KRISTALL


GLAS GMBH

HIGH-PERFORMANCE

Another highlight from SCHOEBEL – a perfect symbiosis of craftsmanship, technical know-how & timeless design.



Design & Development:
Norbert Stock, Wien

Ask about our extensive line of glass articles for sanitary installations, knobs, handles, decorative elements, lighting systems, gift items, moulded glass and technical glass.



TECH.25

Round, color-neutral technical glass, approx. 25 mm diameter, both ends have been ground and polished by hand. Length and distance between holes: see data sheet; Frosted finish with acid etching.



SELFADJUSTING – WITH OUR NEW MAKI-T® CONNECTOR

ROBO.30

Non-round, machined technical glass, approx. 30 mm diameter, both ends have been ground and polished by hand. Surface of flat side: length x 20 mm; Length & distance between holes: see data sheet; Frosted finish with acid etching.

HAND.35

Hand-crafted colored glass (amber, aquamarine, cobalt blue, green), approx. 35 mm diameter, both ends have been ground and polished by hand. Surface of flat side: length x 20 mm; Length and distance between holes: see data sheet; Frosted finish with acid etching.

GLUEING

With acid- and alkali-resistant clear epoxy. Each part has been subjected to tensile testing.

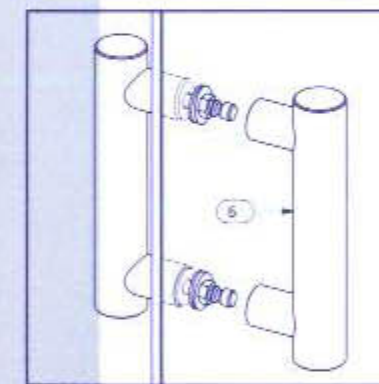
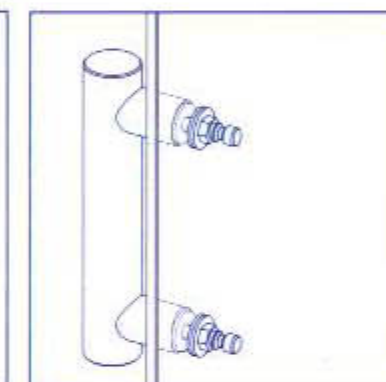
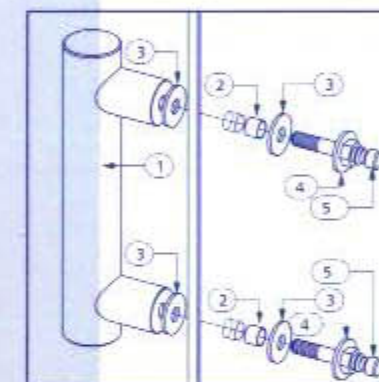
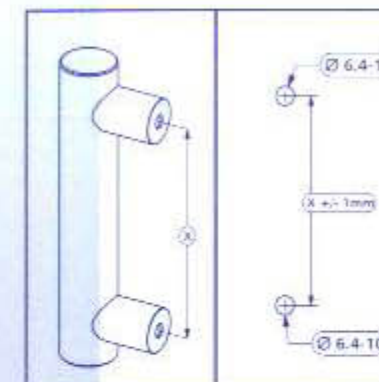
BASES

Made of INOX 1,4305 stainless steel, assembled and glued, inner female part is flexible and made of MS 58 brass, two PVC washers.

ASSEMBLY

Fast precision assembly (maximum 2 minutes) with Allan key, M3x4 mm, and open-end or ring wrench, SW 10 – thanks to our MAKI-T® connector.

Parts are designed for glass thicknesses of 6-12 mm, other sizes are available on demand.



DELIVERY

In cardboard tube, handles packed separately in bubble package; all equipment required for assembly and directions are included.

Same-day shipping via parcel post from stock.

