



01 Rotondo V2A

## DTG V2A

The 'Rolls Royce', highlight of this programme. Solid stainless steel bases with one piece M6 screw for 6mm hole – for glass sheet 6-10mm – with extra M4 screw – to avoid take away. "Less is more" was the law for the design. So we kept it simple. Clear, frosted – however you like it. Double or single assembling.



02 Mezzo V2A



03 Disc V2A

SCHÖBEL  
KRISTALL  
GLAS GMBH

SHOWER DOOR  
HANDLES & KNOBS  
ACCESSORIES



Ready to go ... from stock, and also in small quantities.



04 Cone V2A



05 DTG V2A Detail



06 Lava Eco



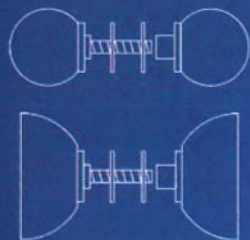
07 Mezzo Eco



08 Ball 33 Eco



09 Ball 33 Eco



10 Cone Eco



11 Girly 53



12 Brilly 89



13 Mushroom 78



14 Groove 84



15 BiCol Disc V2A

## DTG VARIATIONS

Furniture design goes into the shower room... There are plenty of possibilities, to build a set from the world's largest crystal handle programme.

M4 stainless steel thread, the obvious PVC disc – and ready to go.

These are only some models we already offer for this use... Just check our various models and bases, or go for your own custom-made design.



16 Ribby V2A



20 Robo / green clear

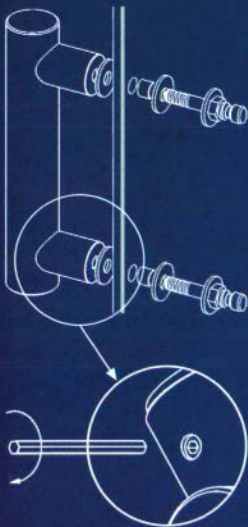
## G T G

The ultimate technical solution. The bases with their flexible axis ensure that there is zero pressure on the glass sheet (6-10mm).

They are mounted within a minute, and all necessary equipment is included with the package al-ready. We cover most designer demands with the 3 options:

- TECH
- ROBO
- HAND

Have another idea? Welcome, we will do it for you.



21 Tech.25 / frosted



22 Tech.25 / frosted



23 Hand / blue clear



17 Hook V2A



18 Hook Eco



19 Hook V2A Detail

## H O O K

### Good idea, eh?

Ever thought before about such detail on a shower? Inside hang the shower gel – or a brush – and outside the towells. Much better than on the floor - and certainly dry after finishing the human cleaning process.

Customers will appreciate this extra option, and it's easy to sell because of its difference.

All the variations are available, with stainless or ECO bases.



24 Dispenser



25 Dispenser



26 Dispenser Detail



27 Dispenser Detail

## SHOWER GEL DISPENSER HANDLE

From the innovative solution factory (that's us!). There is nothing similar on the market, yet. **Shower gel dispenser** and handle – all in one.

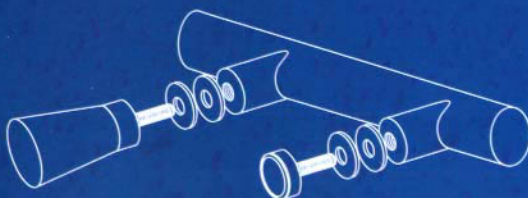
Don't search for soap between your feet, and practise those difficult extra stretching manoeuvres. Easy mounting, easy refill, easy success.

A detail that helps to increase the sales, because it is something different again.

You want another shape of knob instead of the cone, no problem. There are many to choose from....



28 Towel Bar.25 with Cone



## TOWEL BAR

Outside the towel bar – which is also the handle, and inside the knob to open and close the door. A nice way to rest a towel in a dry way. If you mount it like it was meant to. But we don't argue if its fixed vertically. Looks good too.

Stainless steel bases M6 for 6-10mm glass sheet. A mirrored glass lens covers the second screw. Available in 25 and 18mm diameter, in clear and frosted versions. Cone knob as per standard.



29 Towel Bar Detail



30 Towel Bar Detail



31 Toilet Sign - male



32 Toilet Sign - female



33 Components

## ACCESSORIES

A torso – male or female – loose, glued on glass sheet or on a brushed stainless square.

It shows the way in the time of urgent pressure! And it works in all languages.

Something different for sure, as well as our clear or coloured components to be glued on the shower or the glass door, to make the difference. Geometric designs as well as floral or even traditional.

There are plenty models available – please ask.



## THE COMPANY

Since 1945 80% of our production is made on clients request/design. Every kind of industry, who needs glassparts in this dimensions will find the right individual partner in **Schöbel Kristall Glas GmbH** in the lines

- DESIGN
- TECHNICS
- TRADITION



### We offer:

- **Decorative Articles** - for home and business
- **Jewelry Stones** - crystal and colored glass components
- **Lighting Glass Parts** - for traditional chandeliers and contemporary fittings
- **Swarovski** - STRASS Jewels and bath components
- **Decor. Hardware** - Knobs, pulls faucets and handles - for furniture, doors, bath
- **Technical Glasses** - optical and exact parts, lenses, balls,...
- **Industrial Glass/Crystal** - bars/tubes D-5 to 50mm, colors and optical

YOUR PERSONAL PARTNER